



BROCHURE

# PISTON RINGS

Published by:

Technische Handelsonderneming Nederland B.V. (THN)

Office address:

Hendrik ter Kuilestraat 30

7547 BD Enschede, the Netherlands

Contact:

Phone: +31 (0)53 - 432 34 46

E-mail: [info@thn.nl](mailto:info@thn.nl)

Site: [www.thn.nl](http://www.thn.nl)

Versie: 2.0



Copyright © THN - All rights reserved

No part of this publication may be reproduced, stored in an automated data file or made public in any form or by any means, whether electronic, mechanical or by photocopying, recording or any other method, without the prior written permission of the publisher.

Reproduction of this brochure without the written permission of the publisher is also not permitted.



SCAN FOR  
VCARD



SINCE 1940

# Technical supplier



THN is a specialist in technical products, we have divided these products into five product groups: piston rings, Fey laminar rings, plain bearings, sintered filters en linear components.

We can deliver these millions of products superfast thanks to a smart stock, far-reaching IT automation and efficient logistics.



# 06

## PISTON RINGS

16 Compression rings

17 Scraper rings

18 Oil control rings

19 Joint types

21 Options

22 Coatings

22 Joint gap

08



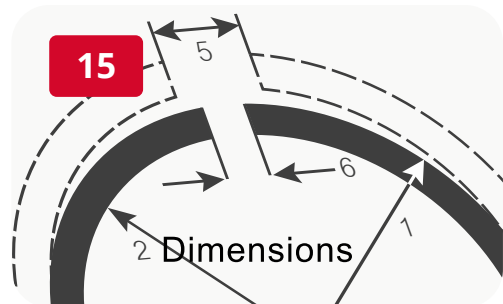
Function of piston rings

13



Sealing

15



Dimensions

# The complete product line

## FIVE PRODUCT GROUPS

Besides piston rings, THN also has an extensive range of Fey laminar rings, plain bearings, sintered filters and linear components.



Fey laminar rings



Plain bearings



Sintered filters



Linear components




## FEATURED

Precision shafts



Operations

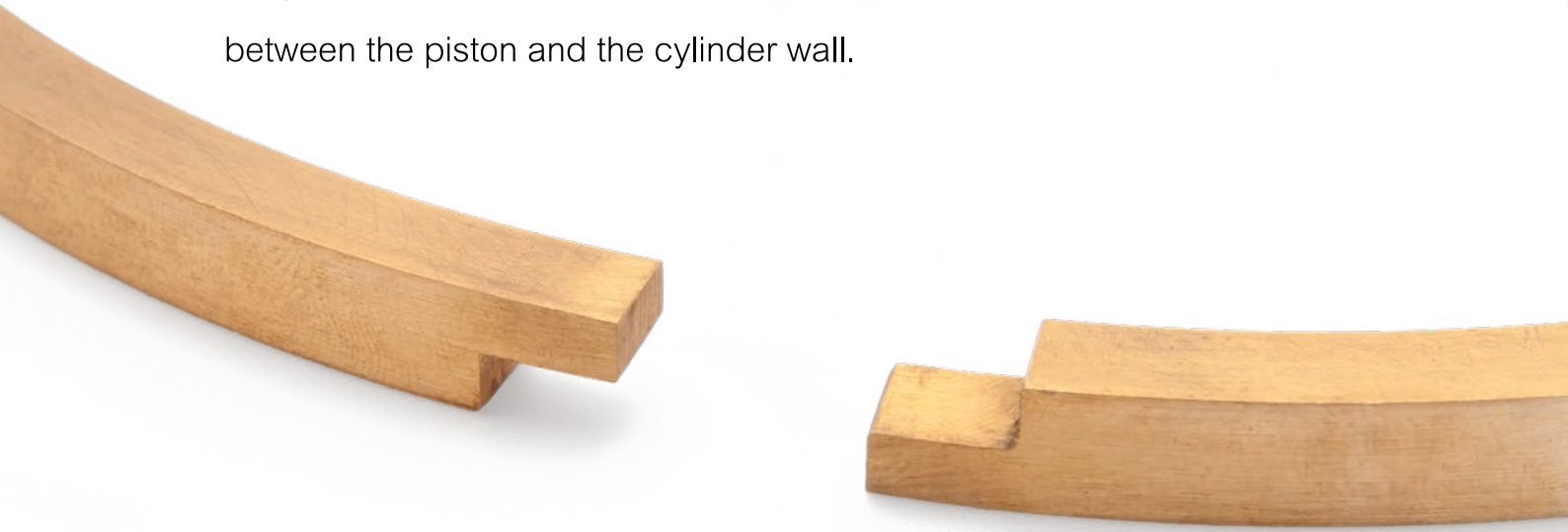


# Piston rings

## GENERAL

Piston rings are found in all piston engines and in many compressors and pumps. Piston rings are also found in many other applications such as gearboxes, turbochargers and gasification plants.

They provide a seal as well as lubrication and thermal conduction between the piston and the cylinder wall.



## MATERIALS

Piston rings are manufactured from many different materials, with cast iron and steel being the most common. Some more common materials are:

- Gray cast iron (incl. GG25)
- Nodular cast iron (incl. GGG50)
- Bronze (o.a. CuSn7 and CuSn10)
- (Stainless) steel (incl. X90CrMoV18 and 54SiCr6)



## DESIGN & TEST

When designing a piston ring, consideration must be given to factors such as the application and sealing requirements, running characteristics and the expansion of materials. We will be happy to advise you on the design of a piston ring seal.

A new design should always include a running and assembly test under operating conditions to verify the design.

## QUALITY

For the most part, piston rings are produced to comply with DIN and ISO standards. Some of the more common standards are:

- ISO 662x series
- DIN 709xx series
- DIN 2491x series


# Function of piston rings

## INTERNAL COMBUSTION ENGINES

Piston rings play a very important part in internal combustion engines. They must absorb the combustion pressure, cool the piston, keep the oil in the crankcase and provide a film of oil on the cylinder wall.

Most modern 4-stroke engines are usually fitted with three piston rings per cylinder. The first ring holds back the combustion gases. The second ring helps to hold back combustion gases and also scrapes the oil downward. The third ring holds the oil where it needs to be.


Older engines and industrial engines often have more than three rings (some as many as six per cylinder) where their functions are shared out more.



## CUSTOMIZED

In the case of very specific applications, the necessary piston rings may not be in stock. We also offer options for specially produced piston rings in any desired size and design. Delivery times are possible from 24 hours.





### **SPOTLIGHT ON COMBUSTION**

Because a piston ring is elastic, its own elastic force is always pressing it against the cylinder wall. However, this elastic force is only 10% of the total force with which the compression ring is pressed against the cylinder wall, because no less than 90% of the force comes from the actual combustion pressure.

As a result, the compression ring is pressed down into the piston groove by the combustion pressure. As a consequence, the combustion gas can flow through the axial groove clearance to the inside of the piston. From there, the gas pressure provides the extra sealing force for the piston ring.

When the engine is idling, more oil escapes toward the combustion chamber and the exhaust manifold. This is due to the less efficient filling of the combustion chamber, as a result of which the gas pressure has less sealing force.

# Function of piston rings

## COMPRESSION RING

The top ring seals tight against the cylinder wall and so holds back most of the combustion gases.


The top ring also plays an important part in dissipating the heat from the piston to the cylinder wall.

## MATERIALS

- Cast iron
- Nodular cast iron
- Steel
- Stainless steel

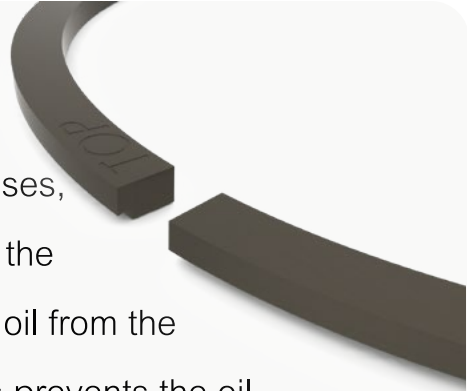
## COATINGS

- Chrome
- Plasma Molybdenum (moly)
- Nitride
- Phosphate



## SCRAPER RING

The scraper ring seals off the combustion gases, helps to dissipate the heat from the piston to the cylinder wall and lubricates and scrapes the oil from the cylinder wall towards the oil control ring. This prevents the oil from entering the combustion chamber.



### MATERIALS

- Cast iron
- Nodular cast iron
- Steel

### COATINGS

- Phosphate

## OIL CONTROL RING

The oil control ring disperses and regulates the oil on the cylinder wall and scrapes the oil back down to the crankcase. This is necessary to ensure that the cylinder wall always has a thin, cooler film of oil from the crankcase. This guarantees that the friction between the piston and the cylinder is reduced to regulate the generation of heat.



### MATERIALS

- Cast iron
- Nodular cast iron
- Steel

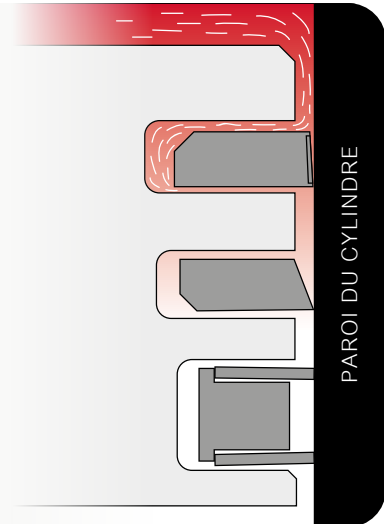
### COATINGS

- Chrome
- Phosphate
- Nitride

# Function of piston rings

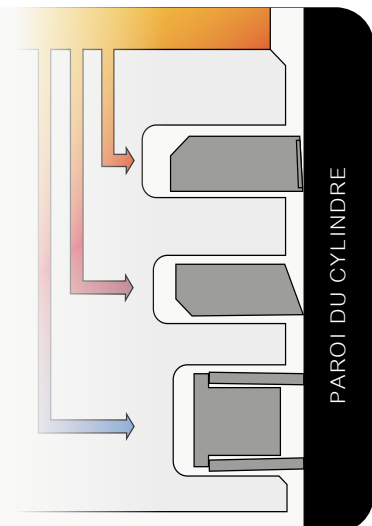
## GAS-TIGHT SEAL

10% of the gas-tight seal is due to the piston ring's own elastic force and 90% to the actual combustion pressure.



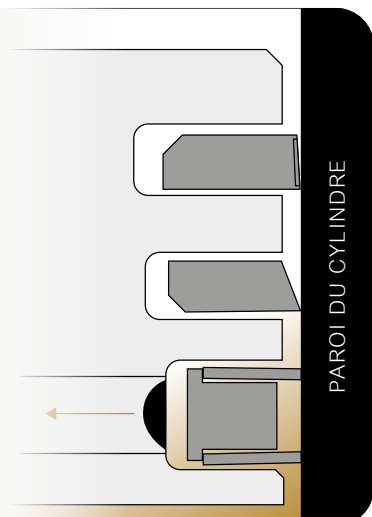
## HEAT DISSIPATION

The top piston ring, the compression ring, makes sure that most of the heat is dissipated.



## OIL DISPERSAL

The bottom piston ring, the oil scraper ring, provides a nice thin layer of oil on the cylinder wall.



# Sealing

## HYDRAULIC

Piston rings are also frequently used in hydraulic applications. They are found in control cylinders in particular. In these applications, the piston rings are regularly used in conjunction with non-metallic seals.

This combination gives the metallic piston ring great strength and makes for a virtual hermetic soft seal.

## PNEUMATIC

Piston rings are also extensively used in pneumatic applications, with reciprocating compressors being probably the most familiar.

Here the piston rings have a function equivalent to that in an internal combustion engine. The piston rings seal off the compression chamber, ensure that heat is transferred, regulate the oil film on the cylinder wall and scrape the surplus oil back into the crankcase.



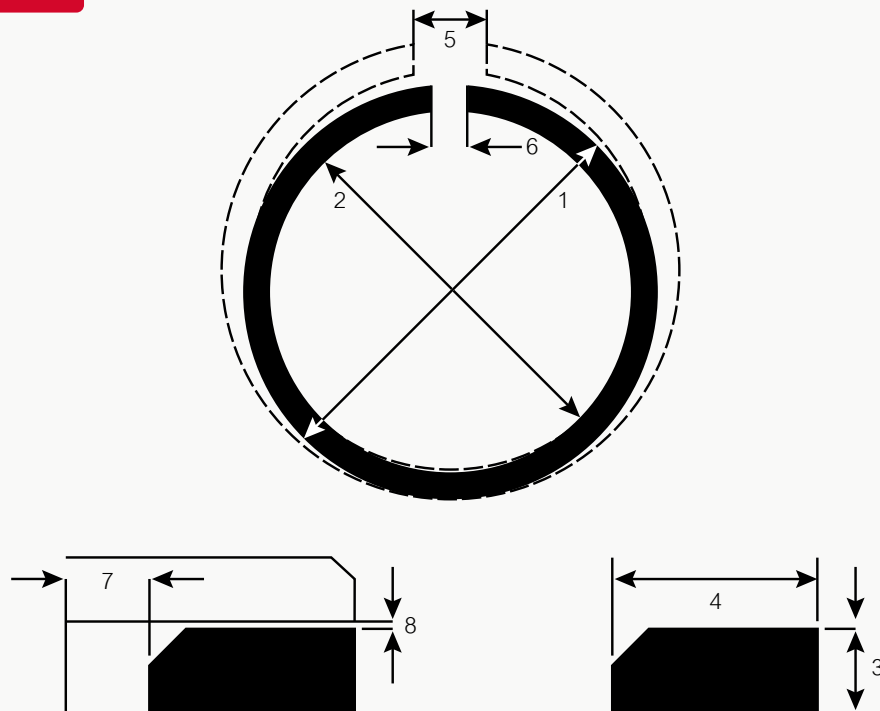
# Sealing

## ROTARY

Rotary seals with their (greater) pressures, high temperatures or aggressive media are often troublesome, and it is in such situations that piston rings can offer a widely used solution.

As piston rings are metallic, they are very hard, strong and are temperature-resistant. Once the system is running, and given the correct lubrication, the piston rings generate almost no resistance and so make the system highly efficient.

## SECTION



# Dimensions and options

## DIMENSIONS AND OPTIONS

Outside diameter (1):	Outside diameter (OD) of the piston ring when fitted in the cylinder.
Inside diameter (2):	Inside diameter (ID) of the piston ring when fitted in the cylinder.
Axial height (3):	The height of the ring in the axial (vertical) direction, from the top to the bottom of the ring.
Radial wall thickness (4):	The ring's width in the radial (horizontal) direction, from the top to the bottom of the ring.
Free joint gap (5):	The opening of the piston ring in the free (non-fitted) condition.
Joint gap (6):	The joint gap of the piston ring when fitted in the cylinder.
Rear gap (7):	When fitted, the distance between the bottom of the piston groove and the inside diameter of the piston ring (horizontal measurement).
Groove gap (8):	When fitted, the distance between the axial height of the piston ring and the piston groove (vertical measurement).







## CODING STRUCTURE

The coding structure for the type, version and size is as follows:

[cylinder diameter] x [axial height] x [radial width] [type] [coating]  
[joint type] [extra]

# Piston ring types










## COMPRESSION RINGS

Type	Description	Outside	Inside
 <b>C1</b>	Rectangular compression ring		
 <b>C2</b>	Taper faced compression ring		
 <b>C3</b>	Internally beveled compression ring		
 <b>C4</b>	Internally stepped compression ring		
 <b>C5</b>	Ridge dodger ring		
 <b>C6</b>	Keystone compression ring		
 <b>C7</b>	Half-keystone compression ring		









# Piston ring types

## COMPRESSION RINGS

Type	Description	Outside	Inside
 <b>C8</b>	Taper faced scraper ring		
 <b>C9</b>	Barrel faced compression ring		
 <b>CL</b>	L-ring		

## SCRAPER RINGS

Type	Description	Outside	Inside
 <b>S11</b>	Napier ring		
 <b>S13</b>	Taper faced napier ring		















# Piston ring types

## OIL CONTROL RINGS

Type	Description	Outside	Inside
 <b>O21</b>	Oil control ring		
 <b>O23</b>	Double-beveled oil control ring		
 <b>O25</b>	Beveled oil control ring		
 <b>WO21</b>	Coil spring loaded slotted oil control ring		
 <b>WO23</b>	Coil spring loaded double-beveled oil control ring		
 <b>WO25</b>	Coil spring loaded beveled-edge oil control ring		
 <b>3X0</b>	3-piece steel oil control ring		










# Piston ring joints

## JOINT TYPES

Type	Description	Open	Closed
-	Standard joint		
BS	Lap joint		
HS	Hook lap joint		
SSR	Bevel joint right		
SSL	Bevel joint left		
GS	Gas-tight joint		
GSW	Gas-tight joint		

# Piston ring joints

## JOINT TYPES

Type	Description	Open	Closed
 <b>E</b>	Side joint		
 <b>Z</b>	Inner joint		
 <b>K</b>	Enlarged joint		

# Piston ring options

## OPTIONS

Type	Description	Outside	Inside
 KA	Outside edges broken		
 KI	Inside edges broken		
 IF	Internally beveled		
 IFU	Internally beveled bottom		
 IW	Internally stepped		
 IWU	Internally stepped bottom		

# Coatings and joint gap

## COATINGS

Type      Description

Type      Description

**D**      Chrome-plated

**M**      Molybdenum filled

**T**      Tinned

**N**      Nitrided

**P**      Black Phosphated

**F**      Ferrox-filled

## STANDARD JOINT GAP

Diameter (mm)

Compression ring (mm)

Oil control ring (mm)

45 to 60 mm

0,20 - 0,35

0,15 - 0,30

60 to 75 mm

0,25 - 0,40

0,20 - 0,35

75 to 90 mm

0,30 - 0,45

0,25 - 0,45

90 to 105 mm

0,35 - 0,55

0,25 - 0,45

105 to 120 mm

0,40 - 0,60

0,30 - 0,50

120 to 135 mm

0,45 - 0,65

0,35 - 0,55

135 to 150 mm

0,50 - 0,70

0,40 - 0,60

The above overview gives the standard recommended values for piston rings in the assembled condition. It is always advisable to carry out another check in the cylinder when the rings have been fitted.



**NEED TECHNICAL ADVICE?**

# We are at your service

Are you looking for piston rings and would like to contact one of our specialist directly? Call us on +31 (0)53 - 432 34 46 or send an e-mail to [info@thn.nl](mailto:info@thn.nl). We'll be happy to help.



Management  
System  
ISO 9001:2015

www.tuv.com  
ID 9108626554



SCAN FOR  
VCARD

**THN**

**Hendrik ter Kuilestraat 30  
7547 BD Enschede**

**[www.thn.nl](http://www.thn.nl)**